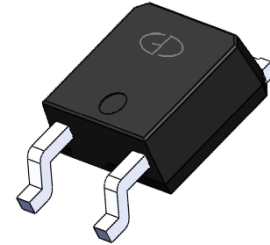


5A, 1200V Silicon Carbide Schottky Diode

Features

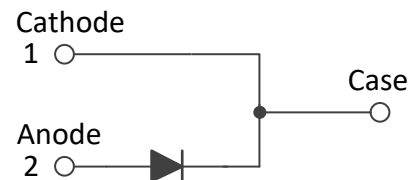
- High-Frequency Operation
- Zero Reverse Recovery Current
- Temperature-Independent Switching
- Extremely Fast Switching
- Plastic package has underwriters Laboratory Flammability Classification 94V-0
- Halogen-free according to IEC 61249-2-21



TO-252(D-PAK)

Applications

- Boost Diodes in PFC or DC/DC stages
- LED Lighting Power Supplies
- Power Factor Correction



Mechanical Data

- Case: Epoxy, Molded
- Finish: All External Surfaces Corrosion Resistant and Terminal Leads are Readily Solderable
- Lead Temperature for Soldering Purposes: 260°C Max. for 10 sec
- Shipped 2500 units per reel

Maximum Ratings & Electrical Characteristics (T _A =25°C unless otherwise noted)				
Parameter	Symbol	GS05D120SD	Unit	
Maximum repetitive peak reverse voltage	V _{RRM}	1200	V	
Working peak reverse voltage	V _{RWM}	1200	V	
Maximum DC blocking voltage	V _{DC}	1200	V	
Maximum average forward rectified current	I _{F(AV)}	T _C =25°C	20	A
		T _C =135°C	9.4	
		T _C =157°C	5	
Peak forward surge current, t _p =10ms, Half Sine Pulse	I _{FSM}	55	A	
Power dissipation	P _{tot}	T _C =25°C	115	W
		T _C =110°C	50	
Operating junction temperature range	T _J	-55 to +175	°C	
Storage temperature range	T _{STG}	-55 to +175	°C	

Electrical Specifications (T _A =25°C unless otherwise noted)					
Parameter	Symbol	Test Conditions	Typ	Max	Unit
Forward drop voltage	V _F	I _F =5A, T _J =25°C	1.40	1.70	V
		I _F =5A, T _J =175°C	2.00	2.50	
Reverse leakage current @rated V _R	I _R	V _R =1200V, T _J =25°C	2	100	μA
		V _R =1200V, T _J =175°C	11	300	
Total capacitive charge	Q _C	V _R =800V, I _F =5A, T _J =25°C	36	-	nC
Total capacitance	C	V _R =800V, T _J =25°C, f=1MHz	26	-	pF

Thermal-Mechanical Specifications (T _A =25°C unless otherwise noted)				
Parameter	Symbol	Typ	Max	Unit
Thermal Resistance, Junction to Case	R _{θJC}	1.30	-	°C /W

Ratings and Characteristics Curves

($T_A = 25^\circ\text{C}$ unless otherwise noted)

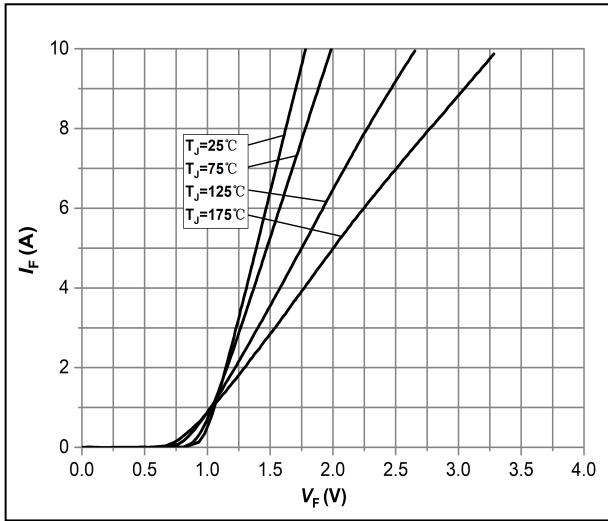


Fig.1 -Forward Characteristics

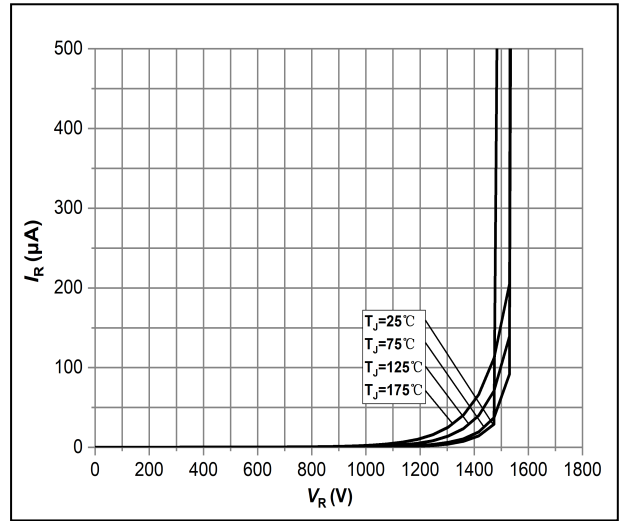


Fig.2 -Reverse Characteristics

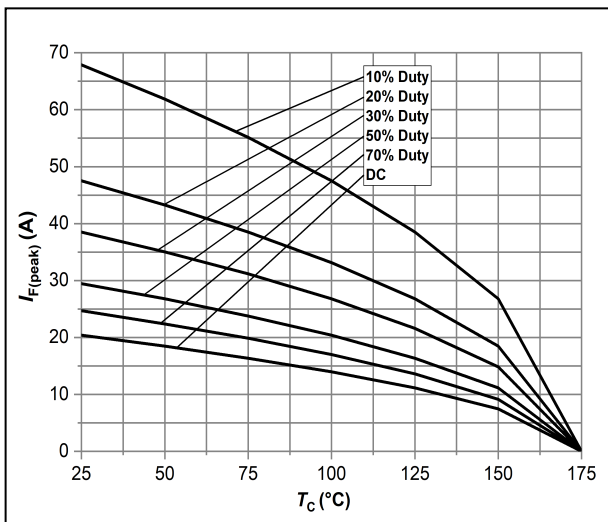


Fig.3 -Current Derating

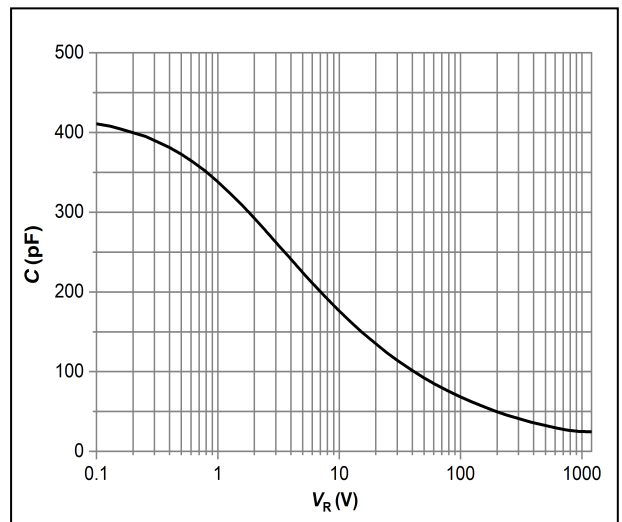


Fig.4 -Capacitance vs. Reverse Voltage

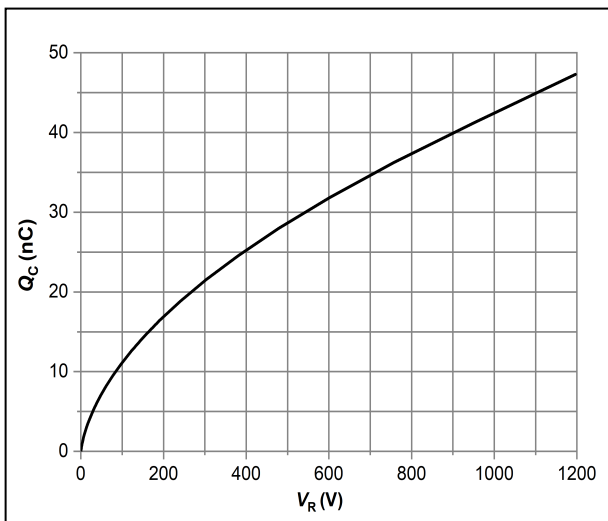


Fig.5 -Total Capacitance Charge vs. Reverse Voltage

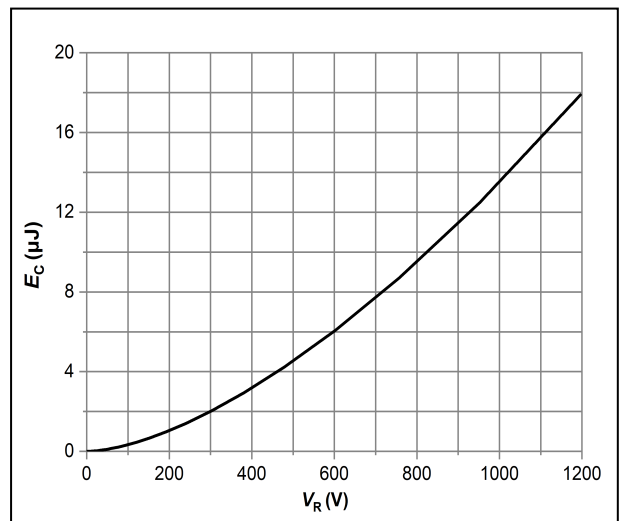
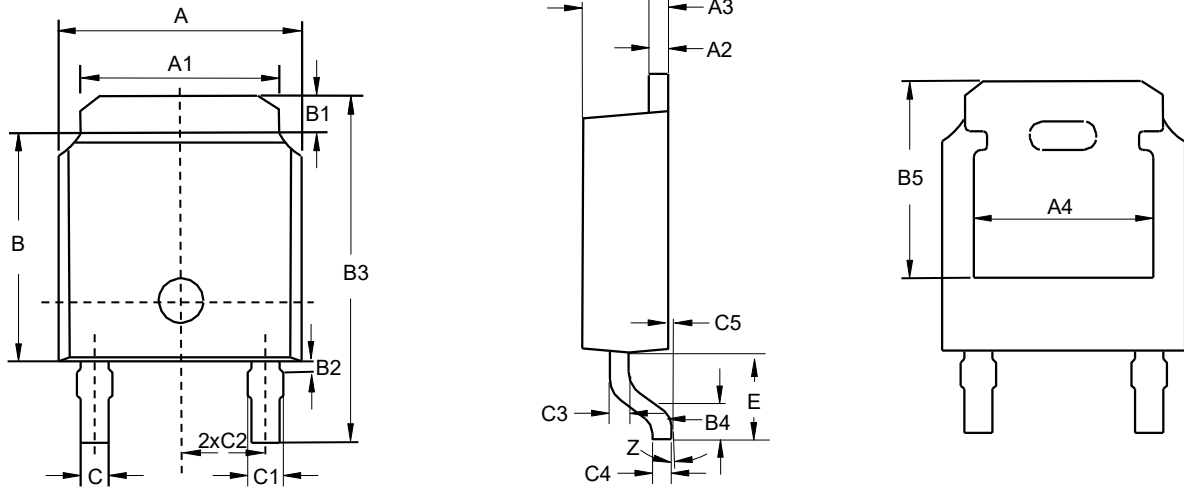


Fig.6 -Typical Capacitance Stored Energy

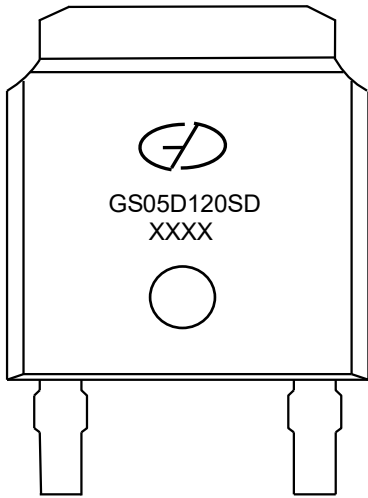
Package Outline Dimensions (Unit: millimeters)


TO-252 (D-PAK)



TO-252							
	Min.	Nom.	Max.		Min.	Nom.	Max.
A	6.40	6.60	6.731	B5	5.21	--	--
A1	5.21	5.34	5.46	C	0.64	0.76	0.88
A2	0.46	0.50	0.58	C1	0.77	0.84	1.14
A3	2.20	2.30	2.38	C2	2.886BSC		
A4	4.40	--	--	C3	0.46	0.50	0.60
B	6.00	6.10	6.223	C4	0.508BSC		
B1	0.89	--	1.27	C5	0	--	0.127
B2	--	--	--	E	2.743REF		
B3	9.40	10.0	10.40	Z	0°		10°
B4	1.40	1.52	1.77				

Marking Outline



1. Logo Mark: 
2. Part Name: GS05D120SD
3. Date Code: XXXX

Revision History

Document Version	Date of release	Description of changes
Rev.A	2022.06.30	Preliminary Datasheet

Disclaimers

These materials are intended as a reference to assist our customers in the selection of the Suzhou Good-Ark product best suited to the customer's application; they do not convey any license under any intellectual property rights, or any other rights, belonging to Suzhou Good-Ark Electronics Co., Ltd. or a third party.

Suzhou Good-Ark Electronics Co., Ltd. assumes no responsibility for any damage, or infringement of any third-party's rights, originating in the use of any product data, diagrams, charts, programs, algorithms, or circuit application examples contained in these materials.

All information contained in these materials, including product data, diagrams, charts, programs and algorithms represents information on products at the time of publication of these materials, and are subject to change by Suzhou Good-Ark Electronics Co., Ltd. without notice due to product improvements or other reasons. It is therefore recommended that customers contact Suzhou Good-Ark Electronics Co., Ltd. or an authorized Suzhou Good-Ark Electronics Co., Ltd. for the latest product information before purchasing a product listed herein. The information described here may contain technical inaccuracies or typographical errors. Suzhou Good-Ark Electronics Co., Ltd. assumes no responsibility for any damage, liability, or other loss rising from these inaccuracies or errors. Please also pay attention to information published by Suzhou Good-Ark Electronics Co., Ltd. by various means, including our website home page.

(<http://www.goodark.com>)

When using any or all of the information contained in these materials, including product data, diagrams, charts, programs, and algorithms, Please be sure to evaluate all information as a total system before making a final decision on the applicability of the information and products. Suzhou Good-Ark Electronics Co., Ltd. assumes no responsibility for any damage, liability or other loss resulting from the information contained herein.

The prior written approval of Suzhou Good-Ark Electronics Co., Ltd. is necessary to reprint or reproduce in whole or in part these materials.

Please contact Suzhou Good-Ark Electronics Co., Ltd. or an authorized distributor for further details on these materials or the products contained herein.