

Silicon Epitaxial Schottky Barrier Diode

Features

- Low reverse current
- Ultra-small surface mount package
- High reliability
- Halogen and Antimony Free(HAF)
- RoHS compliant

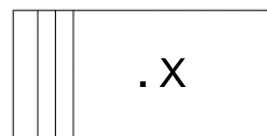
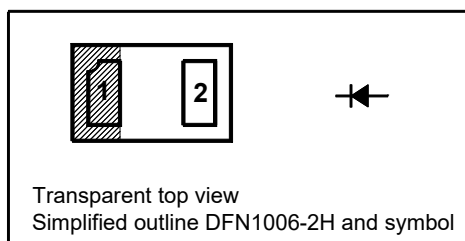


RoHS
COMPLIANT



Marking: .X

DFN1006-2H



Absolute Maximum Ratings (T_A=25°C, Unless otherwise specified.)

Parameter	Symbol	Value	Unit
Peak Reverse Voltage	V _{RM}	40	V
Reverse Voltage	V _R	40	V
Average Rectified Forward Current	I _F	200	mA
Non-Repetitive Peak Forward Current t = 8.3 ms	I _{FSM}	1	A
Junction Temperature	T _J	125	°C
Operating and Storage Temperature Range	T _{STG}	-40 to +150	°C

Electrical Characteristics (T_A=25°C, Unless otherwise specified.)

Parameter	Symbo	Condition	Min.	Max	Unit
Reverse Breakdown Voltage	V _{(BR)R}	at I _R = 500 μA	40		V
Forward Voltage	V _F	at I _F = 200 mA		0.55	V
Peak Reverse Current	I _R	at V _R = 10 V		10	uA

Ratings and Characteristics Curves

($T_A = 25^\circ\text{C}$ unless otherwise noted)

Fig 1. Reverse Characteristic Curve

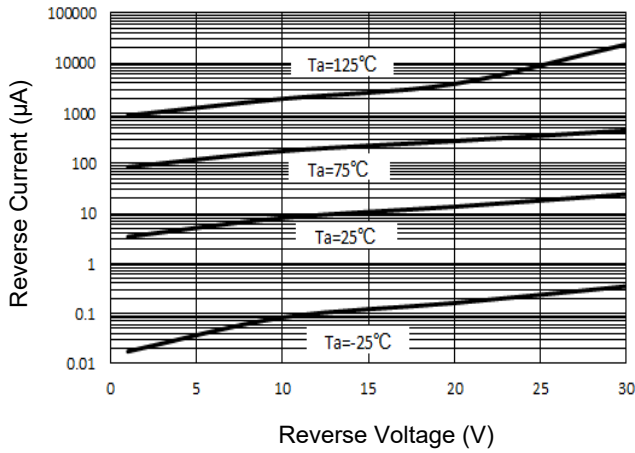


Fig 2. Forward Characteristic Curve

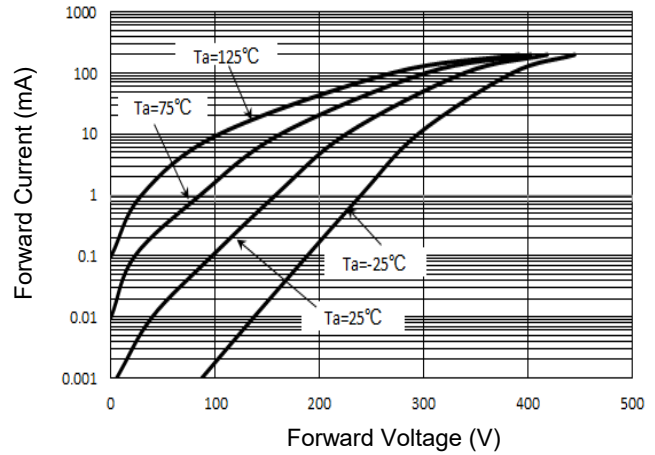


Fig 3. Junction Capacitance

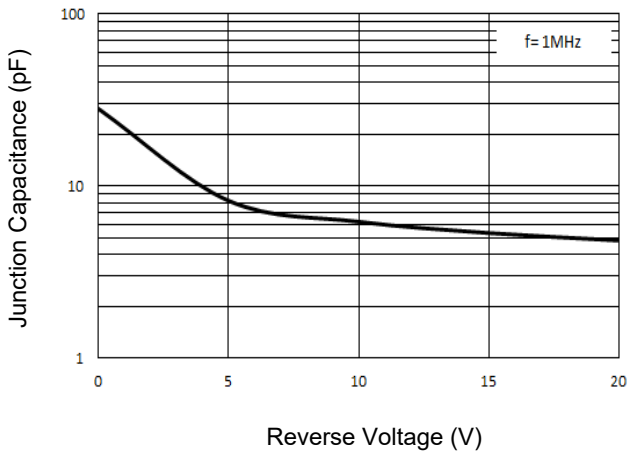
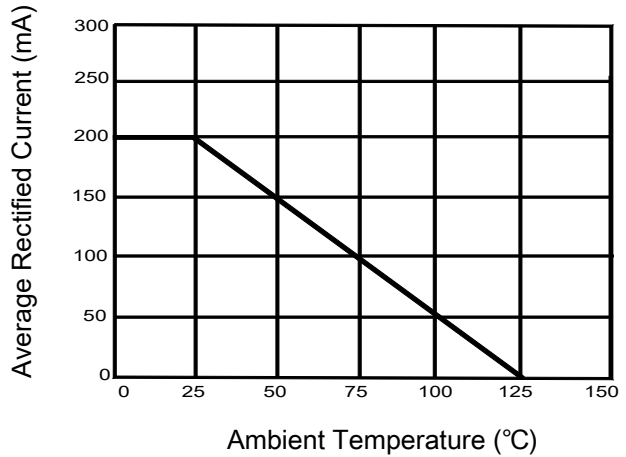
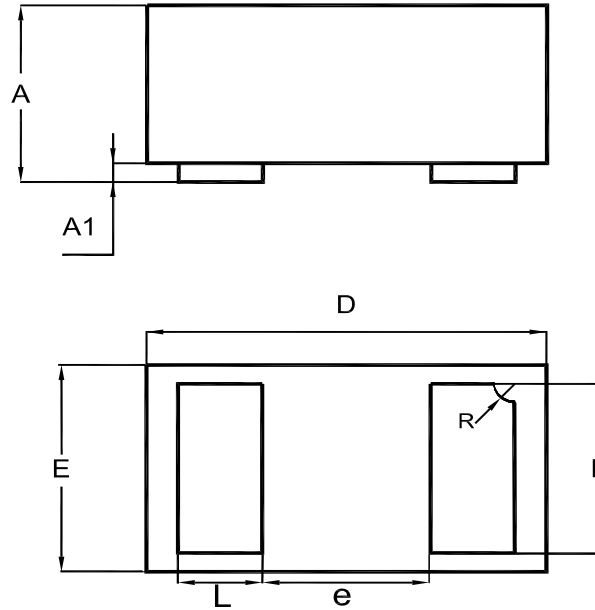


Fig 4. Average Rectified Current Derating Curve



Package Outline Dimensions

millimeters



UNIT	A	A1	b	D	E	e	L	R
mm	0.51	0.05	0.55	1.05	0.65	0.4	0.3	0.15
	0.46	0	0.45	0.95	0.55		0.2	0.05

Revision History

Document Version	Date of release	Discription of changes
Rev.A	2022.12.40	First issue

Disclaimers

These materials are intended as a reference to assist our customers in the selection of the Suzhou Good-Ark product best suited to the customer's application; they do not convey any license under any intellectual property rights, or any other rights, belonging to Suzhou Good-Ark Electronics Co., Ltd. or a third party.

Suzhou Good-Ark Electronics Co., Ltd. assumes no responsibility for any damage, or infringement of any third-party's rights, originating in the use of any product data, diagrams, charts, programs, algorithms, or circuit application examples contained in these materials.

All information contained in these materials, including product data, diagrams, charts, programs and algorithms represents information on products at the time of publication of these materials, and are subject to change by Suzhou Good-Ark Electronics Co., Ltd. without notice due to product improvements or other reasons. It is therefore recommended that customers contact Suzhou Good-Ark Electronics Co., Ltd. or an authorized Suzhou Good-Ark Electronics Co., Ltd. for the latest product information before purchasing a product listed herein. The information described here may contain technical inaccuracies or typographical errors. Suzhou Good-Ark Electronics Co., Ltd. assumes no responsibility for any damage, liability, or other loss rising from these inaccuracies or errors. Please also pay attention to information published by Suzhou Good-Ark Electronics Co., Ltd. by various means, including our website home page.

(<http://www.goodark.com>)

When using any or all of the information contained in these materials, including product data, diagrams, charts, programs, and algorithms, Please be sure to evaluate all information as a total system before making a final decision on the applicability of the information and products. Suzhou Good-Ark Electronics Co., Ltd. assumes no responsibility for any damage, liability or other loss resulting from the information contained herein.

The prior written approval of Suzhou Good-Ark Electronics Co., Ltd. is necessary to reprint or reproduce in whole or in part these materials.

Please contact Suzhou Good-Ark Electronics Co., Ltd. or an authorized distributor for further details on these materials or the products contained herein.